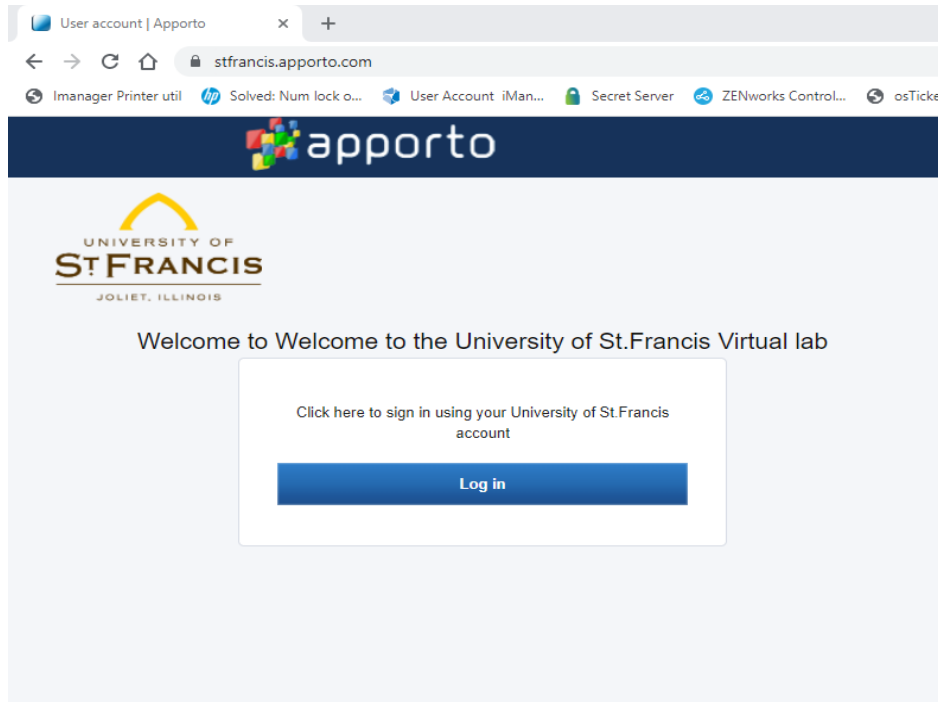


Accessing SPSS


Open your preferred web browser

Go to: **HTTPS://stfrancis.apporto.com**



Click the **Log in** button

In the Microsoft Sign in box, enter your USF O365 account ID – (USF email address – johnsmith@stfrancis.edu)



Enter your USF password when prompted

If you have any questions or need further assistance, please contact the Technology Support Center at (815)768-8324

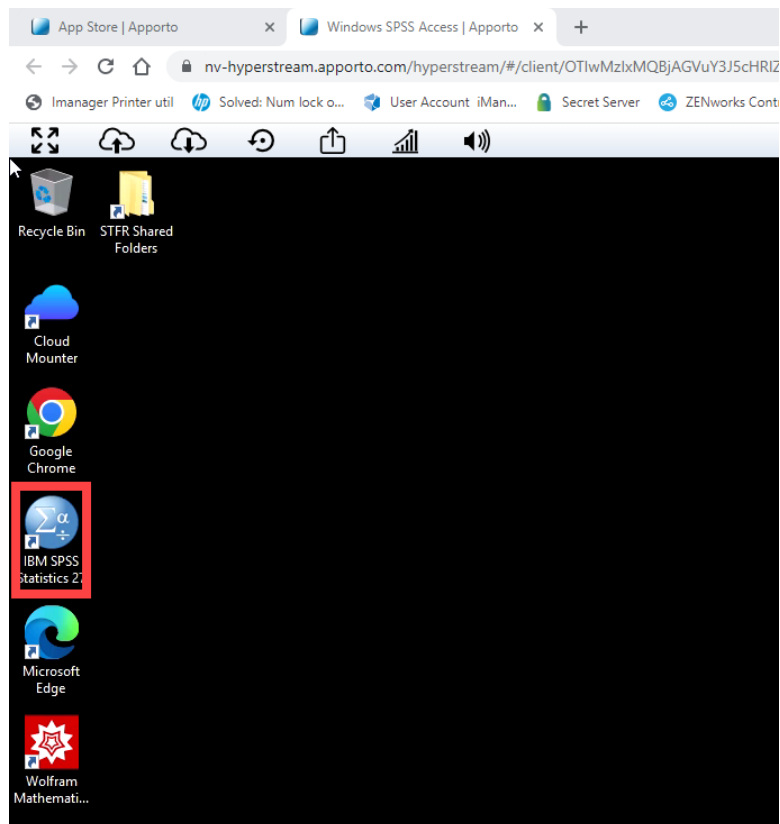
Accessing SPSS

An APP store window will open



Click the **Launch** button on the **Windows SPSS Access** app to load the virtual desktop

Once the virtual desktop loads, double click on the **IBM SPSS icon** on the desktop to run SPSS



If you have any questions or need further assistance, please contact the Technology Support Center at (815)768-8324