





Rguroo Account Registration Instructions for St. Francis Students

Use the following steps to register for an Rguroo account:

1. Open a browser: **Firefox, Chrome, or Safari** is recommended.
2. Open the **link**: <http://www.rguroo.com> and **Click** on 
3. Read the instructions on the page that appears and select 
4. In the form that appears,
 - Select "Obtain 12 months access."
 - Enter and re-type your email. **Important Note**: you must use your email address that ends with **@stfrancis.edu** in order to get a free account.
 - Click .
 - Check your email. You should receive an email that includes a verification code. If you don't receive it within a few minutes, please make sure to check your spam folder.
 - Enter the email verification code, and go to the next step.
5. In the registration form that appears
 - Type-in your first and last name.
 - Select State **IL**.
 - Type in the St. Francis postal zip code **60435**.
 - In the Institution dropdown menu scroll down the list and select **University of St. Francis**.
 - Accept terms of service and click .
6. You will receive an email message with your temporary password. Follow the instructions in the email to start your Rguroo account.

For questions and help, please email support@soflytics.com.